

















base jet 100 d overpack



	500 - 1200 bar	500 - 2500 bar
	20 - 40 l/min	10 - 20 l/min
	129 kW / 122 kW 1800 u/min 4 cyl. 4760 ccm	129 kW / 122 kW 1800 u/min 4 cyl. 4760 ccm
	12,5 l/h	12,5 l/h
	100 kW 610 u/min	100 kW 610 u/min
	050 USgal/min / 1,55 mm	018 USgal/min / 0,93 mm
	■	■
	■	■
	24	24
	24	24
	80 l	80 l
	220 l	220 l
	1960 kg	1960 kg
	2205 x 1550 x 1945 mm	2205 x 1550 x 1945 mm
	LwA = 106 dB	LwA = 106 dB
	g590	g592

