




















t5



	100 - 500 bar
	10 - 28 l/min
	□
	36,4 kW / 31 kW 1800 u/min 4 cyl. 3620 ccm
	4,3 l/h
	28 kW 1030 u/min
	055 USgalv/min / 1,70 mm
	■
	■
	24
	24
	200 l
	90 l
	900 kg
	3200 x 1600 x 1700 mm
	LwA = 99 dB
	g516

